

LinuxCNC Lathe

Generated by Doxygen 1.9.3

1 Module Index	1
1.1 Modules	1
2 Module Documentation	3
2.1 StepperControlOpenLoop	3
2.2 StepperControlClosed	3
2.3 StepperControlOpenLoopProposed	4
2.4 StepperControlClosedProposed	4
Index	5

Chapter 1

Module Index

1.1 Modules

Here is a list of all modules:

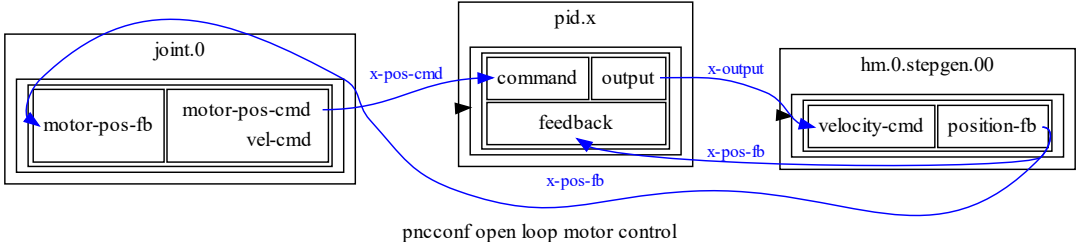
StepperControlOpenLoop	3
StepperControlClosed	3
StepperControlOpenLoopProposed	4
StepperControlClosedProposed	4

Chapter 2

Module Documentation

2.1 StepperControlOpenLoop

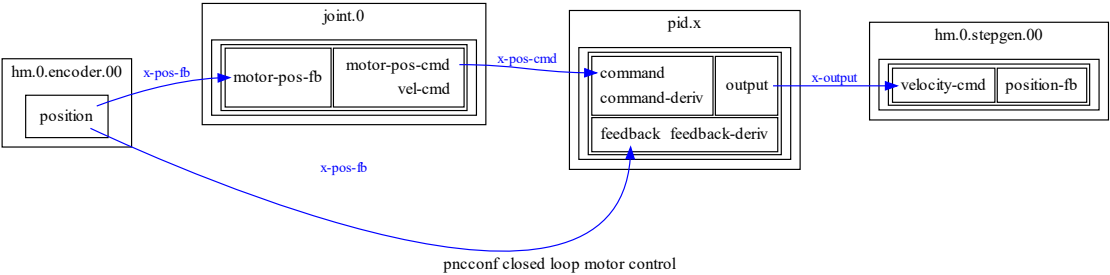
This diagram illustrates the .hal components and connections for stepper motor control. Default open loop uses pid.x component to convert joint.L.motor_pos_cmd into a velocity command for the stepgen. The feedback signal for the pid and the joint is the stepgen position-fb.



pncconf open loop motor control

2.2 StepperControlClosed

This diagram illustrates the .hal components and connections for closed loop stepper motor control. Default closed loop uses pid.x component to convert joint.L.motor_pos_cmd into a velocity command for the stepgen. The feedback signal for the pid and the joint is the encoder position.

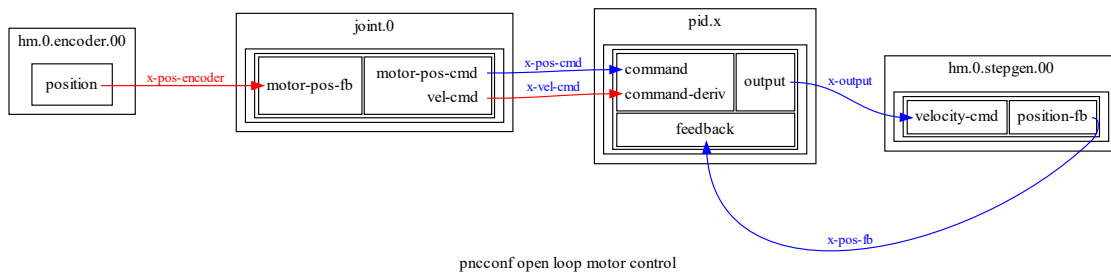


pncconf closed loop motor control

2.3 StepperControlOpenLoopProposed

Proposed open loop

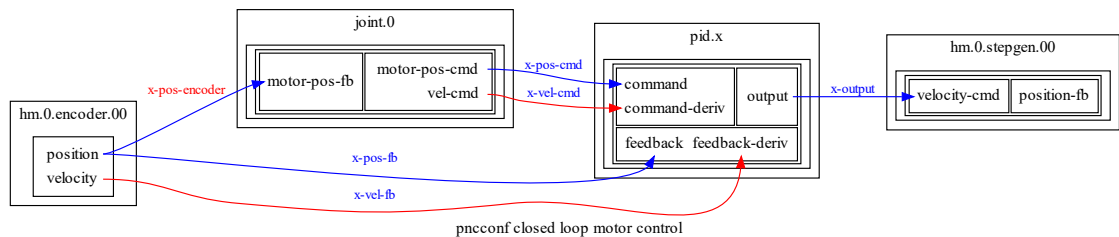
- Use the trajectory planner velocity as an input to the pid FF1 calculation. This replaces a derivative estimation within the pid.
- Use the encoder position as the joint position feedback instead of the stepgen position. (requires new signal name for pid feedback)



2.4 StepperControlClosedProposed

Proposed closed loop

- Use the trajectory planner velocity as an input to the pid FF1 calculation.
- Use the encoder velocity as an input to the pid feedback derivative.



Index

StepperControlClosed, 3
StepperControlClosedProposed, 4
StepperControlOpenLoop, 3
StepperControlOpenLoopProposed, 4