0-10V Motor Speed Controller Wiring, for Precision Matthews PM-728V-T Ultra Precision Milling Machine. Wiring harness included as shown, for a simple plug and play installation.

Installation Method 1

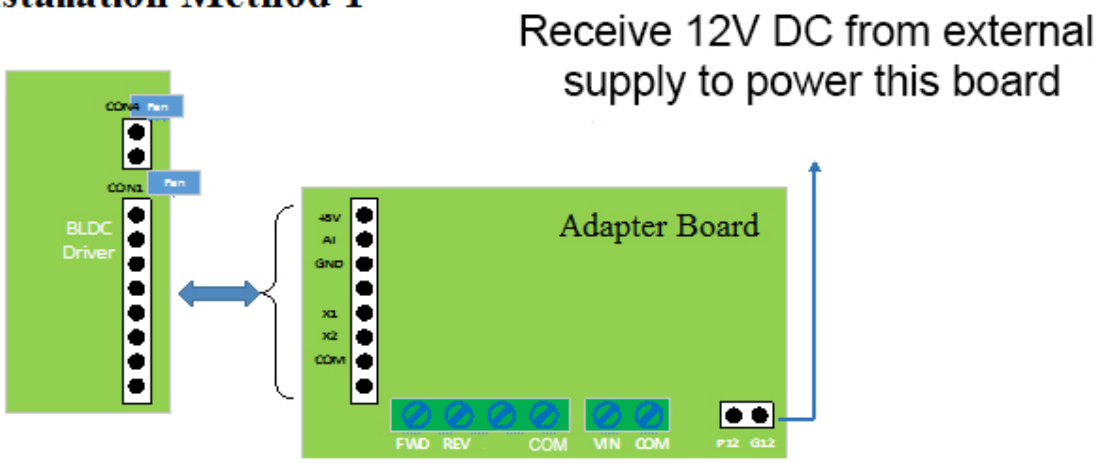

Installation Method 2

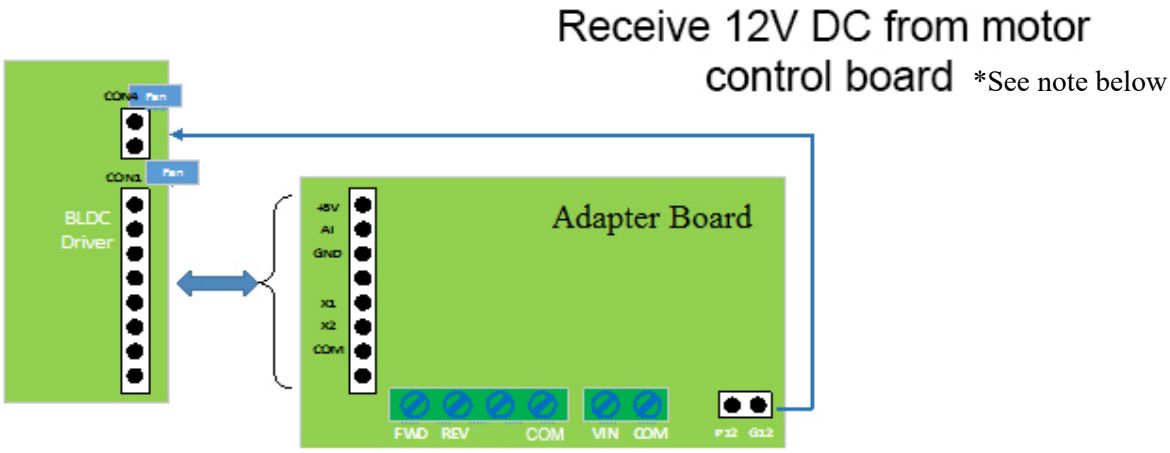

Terminal	Description	Remarks
FWD	Forward	
REV	Reverse	
COM	Common	
VIN COM	External 0~10V In to Control Speed	
P12	Adapter Board Power Supply, 12V DC	12V DC Power P12 is 12V DC (+) G12 is Ground (-)
G12		



Adapter Board

*Machines with serial # 194088 through 194823 will need make a simple parameter change in the motor control board of your machine to use installation method 2, so the board will output the 12V DC power needed for this accessory. We can lend this programmer at no cost with a deposit placed which will be returned when we receive the programmer back.